


Student Timetabling Guide 2018/9



Accessing your Personal Timetable



[Home](#) / [About](#) / [Administration](#) / [Timetabling](#)

The 2018/9 Timetable is available for viewing here: [Teaching timetable 2018/9](#)

Please note that we are still finalising the timetable and allocating students to activities. Please continue to check this page for updates.

Please favourite this webpage rather than relying on hard copies or static photos, as the Timetable is subject to change.

You can access the Timetabling site, where you can find a lot of useful information, at this link:

<http://www.brunel.ac.uk/about/administration/timetabling>

You can also go straight to your timetable by using this link:

<https://teaching.brunel.ac.uk/SWS-1819/default.aspx>

Please note that any screenshots used in this guide are intended for use as an example only. They do not necessarily reflect the true schedule for the current academic year

Student Timetabling Guide 2018/9



Once you have clicked on the 2018/9 timetable link you will be directed to the Login page.

A screenshot of the 'Teaching Timetable' login page. The page header includes the Brunel University London logo and the text 'Teaching Timetable'. The main content area contains a 'Login' form with the following elements: a title 'Login', a subtitle 'Please provide your username and password', a 'User Name' label and input field, a 'Password' label and input field, and a 'Login' button.

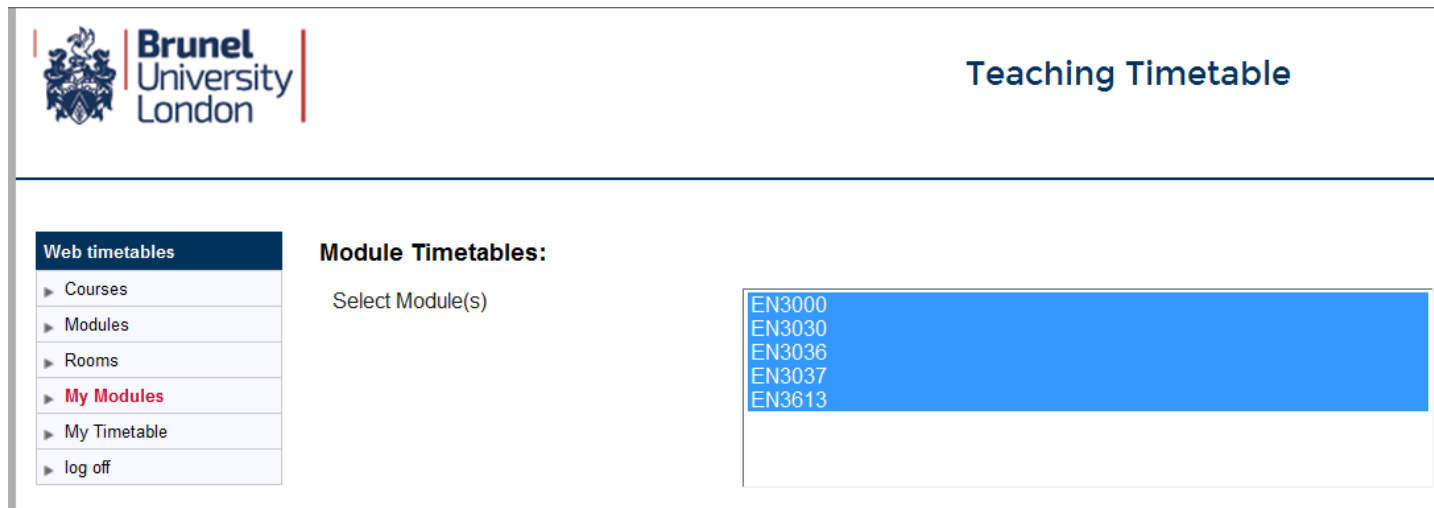
Log in using your **Student Number** (not your Network Username) and your password. **Please note that non- alphanumeric characters (eg. !?£\$) may not be recognised.**

If you have password problems, please contact Computing Support who are located at the Tech Zone on the ground floor of the Library, Bannerman Centre. Alternatively, Computing Support can be contacted at computing-support@brunel.ac.uk or call 01895 265888.

The Timetabling team cannot assist with password issues or if you have any other trouble logging on.

You will need to complete the module selection task in eVision before viewing your timetable. Please go to <https://evision.brunel.ac.uk> to confirm your choices if you haven't done so.

Student Timetabling Guide 2018/9



Teaching Timetable

Web timetables

- ▶ Courses
- ▶ Modules
- ▶ Rooms
- ▶ **My Modules**
- ▶ My Timetable
- ▶ log off

Module Timetables:

Select Module(s)

- EN3000
- EN3030
- EN3036
- EN3037
- EN3613

You can view your timetable in a number of different ways:

- **Courses** will allow you to see all modules that are being taught on your course, even if you aren't taking them
- **Modules** allows you to search for any modules to view when and where they will be taught
- **Rooms** allows you to see what is happening in specific rooms
- **My Modules** will display all of the specific modules that you are registered to take and will show all associated activities including groups that you may not be part of
- **My Timetable** will not be reliable until all student allocations have been made and may not be available for all courses.

Student Timetabling Guide 2018/9



Upon clicking **My Modules**, a number of drop-down menus will appear. Use these to check your class times and locations. Please check back regularly as timetables are subject to change.

A screenshot of the 'Teaching Timetable' web interface. The page has a header with the Brunel University London logo and the title 'Teaching Timetable'. On the left is a navigation menu with 'My Modules' highlighted. The main content area is titled 'Module Timetables:' and contains four selection options: 'Select Module(s)', 'Select Period', 'Select Day(s)', and 'Type Of Report'. Each option has a corresponding dropdown menu. The 'Select Module(s)' dropdown shows a list of module codes: EN3000, EN3030, EN3038, EN3037, and EN3613. The 'Select Period' dropdown shows 'This week', 'Next week', 'All Terms', and 'Term 1'. The 'Select Day(s)' dropdown shows 'Monday-Sunday', 'Monday', 'Tuesday', 'Wednesday', 'Thursday', 'Friday', and 'Saturday'. The 'Type Of Report' dropdown shows 'Combined Timetable'. At the bottom of the form are two buttons: 'View Timetable' and 'Reset'.

Select Module(s): Pick the modules you wish to view.

Select Period: Choose the length of time you wish to view (which week of term).

Select Day(s): Choose the days you wish to view.

Student Timetabling Guide 2018/9



Type of Report: You can choose between Grid Timetable, List Timetable and Combined Timetable depending on how you wish to view your modules. We recommend using the Combined Timetable when using *My Modules*.

Viewing a Combined Timetable

EE2612, EE2613, EE2614, EE2615, EE2616, EE2617, EE2703, EE2704, EE2705, EE27

For information regarding the seminar and tutorial groups you are assigned - look at Blackboard Learn School Pages or contact your School

Monday

Activity	Description	Start	End	Week(s)	Room	Staff	Type
EE2708/Lec2	Motion Graphics Applications	9:00	10:00	6, 9	TOWC 005,TOWC 212	Winter, Wolf	Lec
EE2708/Lab2	Motion Graphics Applications	10:00	12:00	6, 9	TOWC 005,TOWC 212	Winter, Wolf	Workshop

Tuesday

Activity	Description	Start	End	Week(s)	Room	Staff	Type
EE2706/Lab	Programming for the Moving Image	11:00	13:00	1-12	TOWC 005	Molga, Kasia	Workshop
EE2706/Lec	Programming for the Moving Image	14:00	15:00	1-12	LECT 005	Molga, Kasia	Lec
EE2617/Lec	Marketing & Professional Dev	15:00	16:00	4-12	HALB 055	Jarvis, Chris	Lec
EE2617/Lec	Marketing & Professional Dev	16:00	18:00	4-12	HWLL 004	Jarvis, Chris	Lec
EE2614/Lec	Experimental Digital Futures	17:00	19:00	1-12, 16-27	LECT 061	Molga, Kasia, Agius, Harry	Lec



Student Timetabling Guide 2018/9

Viewing a Grid Timetable

Games Design Level - 2-

Weeks: 1-12 (22 Sep 2014-14 Dec 2014)

	8:00	8:30	9:00	9:30	10:00	10:30	11:00	11:30	12:00	12:30	13:00	13:30	14:00	14:30	15:00	15:30	16:00	16:30	17:00	17:30	18:00	18:30	19:00	19:30	20:00	20:30	21:00	21:30	22:00	22:30				
Mon				FM2604 Animation GASK 2, 4, 6, 8, 10, 12, 16, 18, 20, 170/2 O'Dell, Matthew						FM2602 Core Mechanics GASK 169 Parsler, Justin																								
				FM2602 GASK 2, 4, 6, 8, 10, 12, 16, 18, 20, 22, 169 Parsler, Justin																														
Tue				FM2603 Asset Creation Two GASK 2, 4, 6, 8, 10, 12, 16, 18, 20, 170/2 O'Dell, Matthew						FM2017/Lec Games Design 2/01 GASK 169 Cox, Chris																								
				FM2017/Lec Games Design 2 GASK 2, 4, 6, 8, 10, 12, 16, 18, 20, 22, 169 Cox, Chris						FM2603 Asset Creation Two/01 GASK 170/2 O'Dell, Matthew																								
Wed																																		
Thu											FM2018 Lecture LECT 2, 4, 6, 8, 10, 12, 16, 263 Boudreau, Kelly				FM2018 Seminar 1 GASK 2, 4, 6, 8, 10, 12, 16, 18, 20, 169 Boudreau, Kelly																			
				FM2016 Application Two GASK 2, 4, 6, 8, 10, 12, 16, 18, 20, 170/2 Cox, Chris						FM2016 Application Two/01 GASK 170/2 Cox, Chris																								
Fri				FM2004 Lec/Screening Scie LECT 215 Ingram, David										FM2004 Sem 1 LECT 1-6, 8-117 Ingram, David		FM2004 Sem 2 LECT 213 Ingram, David																		

- This is the description of the activity
- This is the location code
- This is the tutor who will be leading the session
- These numbers show the weeks in which the activity will be taught
- This indicates the weeks and dates covered by the displayed timetable

Start of activity

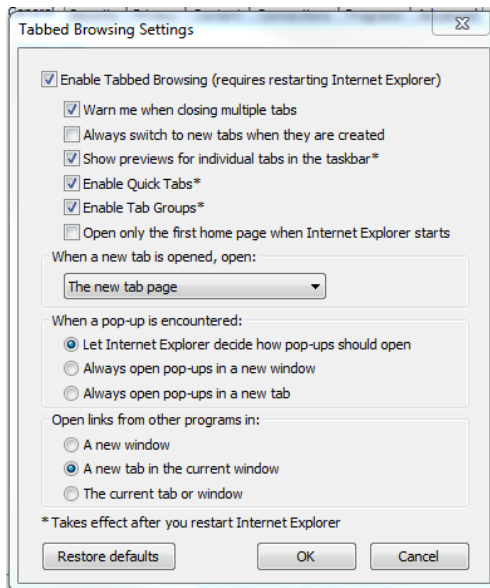
End of activity

Student Timetabling Guide 2018/9

Troubleshooting

If you are using Internet Explorer, your timetable may open in a pop-up behind the current window, making it hard to notice whether it has actually opened. Keep an eye out for this if you are struggling to see anything opening when you click on ***View Timetable***.

If you are using Internet Explorer you can remedy this by following these instructions:



1. Click on *Tools* and then *Internet Options*.
2. In the *General* tab, there is a heading called *Tabs*.
3. In IE 8, click the button marked *Settings*, in IE 10 click the button marked *Tabs*.
4. Click on “Let Internet Explorer decide how pop-ups should open”.

If you are using any other browser and are unable to rectify the problem please contact computing-support@brunel.ac.uk on 01895 265888. If you have any other timetable issues please contact timetabling@brunel.ac.uk with your query.